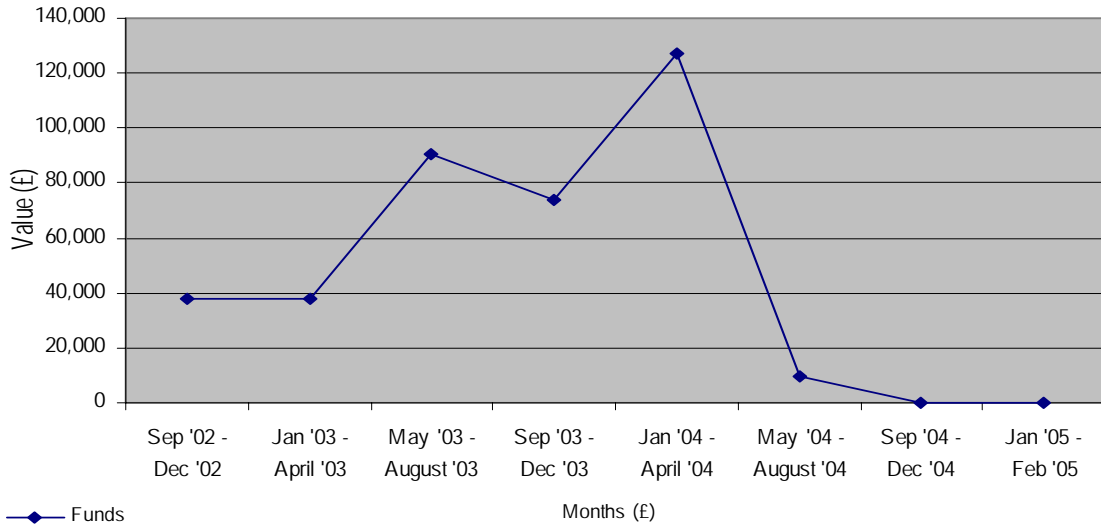


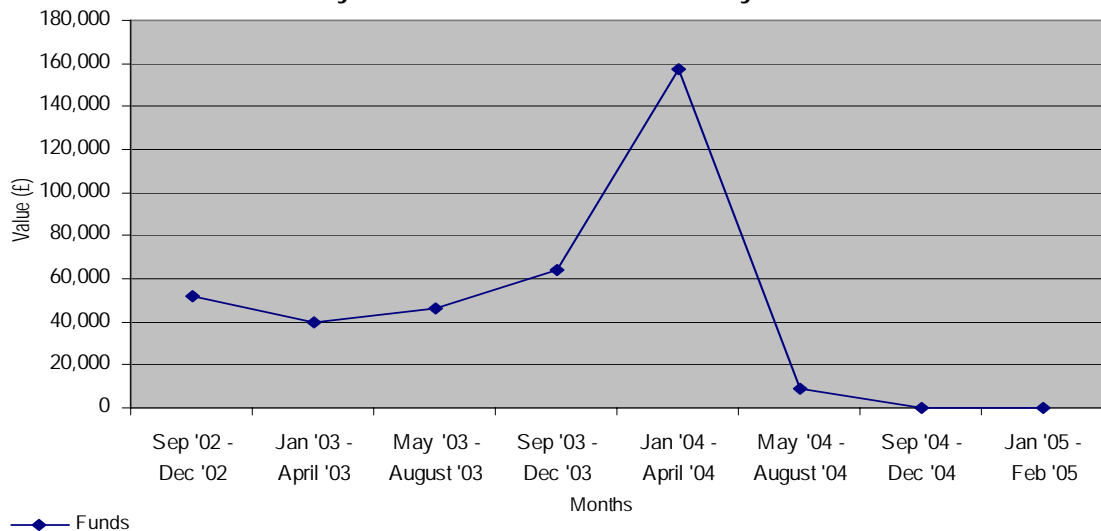
Appendix B
Details of Regional Grant Awards

Dumfries & Galloway - Total Value of Grant Payments

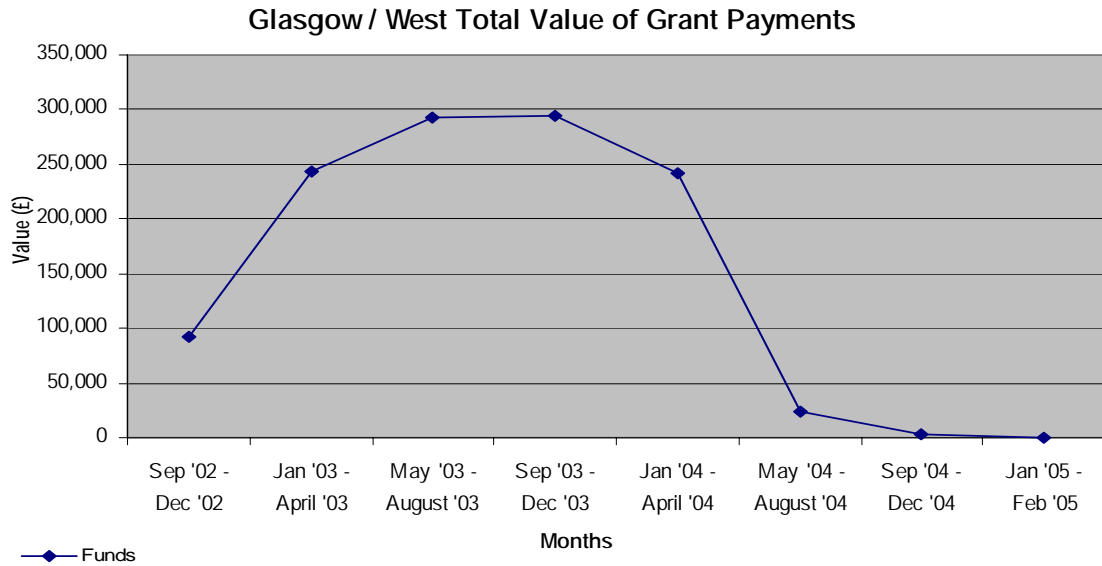


Sep 02	Oct 02	Nov 02	Dec 02	Jan 03	Feb 03	Mar 03	Apr 03	May03	Jun 03	Jul 03	Aug 03
0	£12,874	£5,400	£19,757.50	£28,250	£9,605	0	0	£15,000	£36,692	£870	£37,793
Sep 03	Oct 03	Nov 03	Dec 03	Jan 04	Feb 04	Mar 04	Apr 04	May04	Jun 04	Jul 04	Aug 04
£27,266	£24,641	£19,522	£2,251.46	£15,000	£87,100	0	£24,932	0	0	£5,068	£4,250

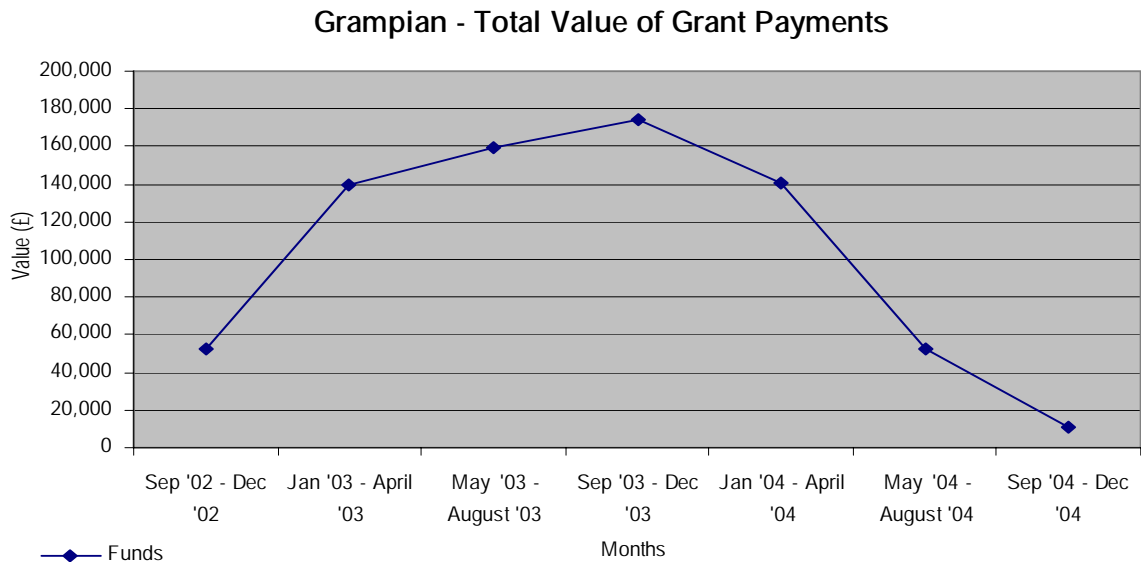
Fife & Tayside - Total Value of Grant Payments



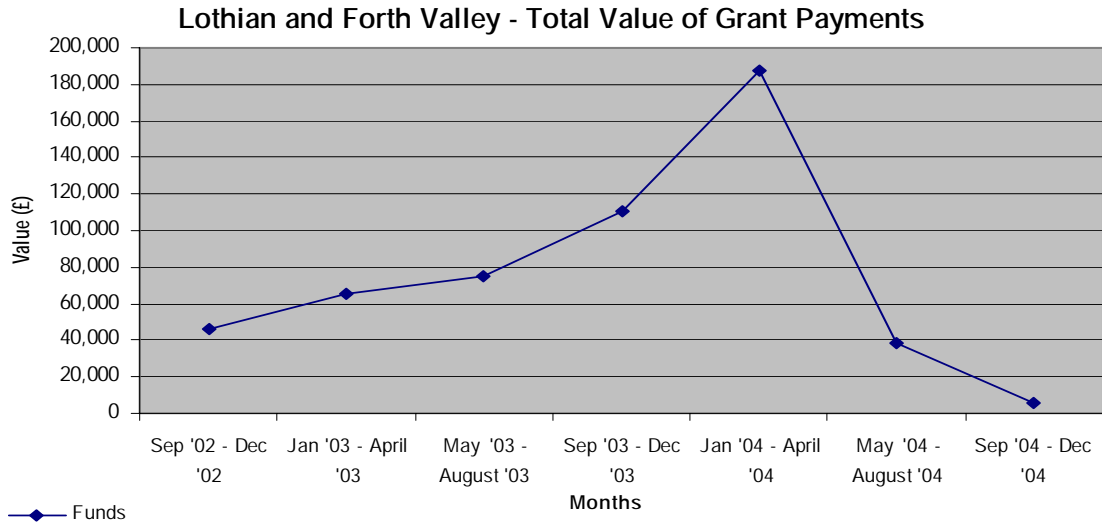
Sep 02	Oct 02	Nov 02	Dec 02	Jan 03	Feb 03	Mar 03	Apr 03	May03	Jun 03	Jul 03	Aug 03	Sep 03	Oct 03
£20,441	0	£11,470	£19,658	0	£13,725	£9,998	£16,250	0	£29,444	0	£16,925	0	£35,854
Nov 03	Dec 03	Jan 04	Feb 04	Mar04	Apr 04	May04	Jun 04	Jul 04	Aug 04	Sep 04	Oct 04	Nov 04	Dec 04
£18,211	£10,250	£9,763	£108,872	0	£38,360	0	£6,187	0	£2,500	0	0	£32.76	



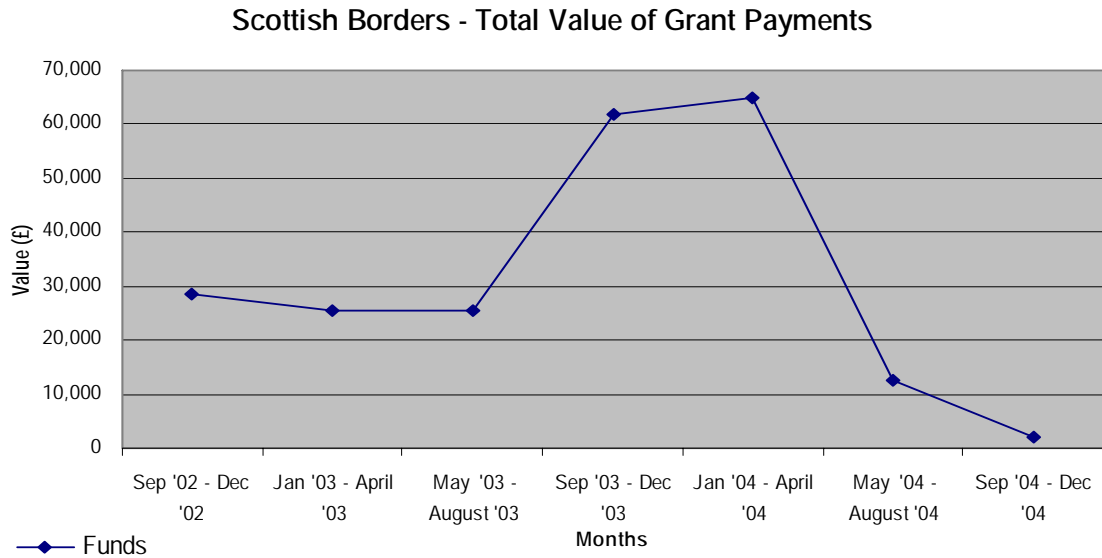
Sep 02	Oct 02	Nov 02	Dec 02	Jan 03	Feb 03	Mar 03	Apr 03	May 03	Jun 03	Jul 03	Aug 03	Sep 03	Oct 03	Nov 03
£64,326	£28,175	0	0	£54,942	£96,762	£84,756	£6,950	£63,674	£152,473	£4,500	£72,210	£73,139.50	£21,407	£140,288
Dec 03	Jan 04	Feb 04	Mar 04	Apr 04	May 04	Jun 04	Jul 04	Aug 04	Sep 04	Oct 04	Nov 04	Dec 04	Jan 05	Feb 05
£59,606	£77,356	£129,175	£14,508	£20,255	£15,000	£3,896	£3,500	£2,200	0	£1,500	£2,200	0	0	£281



Sep 02	Oct 02	Nov 02	Dec 02	Jan 03	Feb 03	Mar 03	Apr 03	May 03	Jun 03	Jul 03	Aug 03	Sep 03	Oct 03
£42,939	£9,871	0	0	£41,869	£15,375	£69,337	£13,292	£15,740	£98,059	£35,490	£9,997	£36,405	£31,298
Nov 03	Dec 03	Jan 04	Feb 04	Mar 04	Apr 04	May 04	Jun 04	Jul 04	Aug 04	Sep 04	Oct 04	Nov 04	Dec 04
£77,062	£29,139	£14,485	£95,539	£4,805	£26,000	£43,077	£7,500	0	£2,200	£8,591	0	£2,000	0

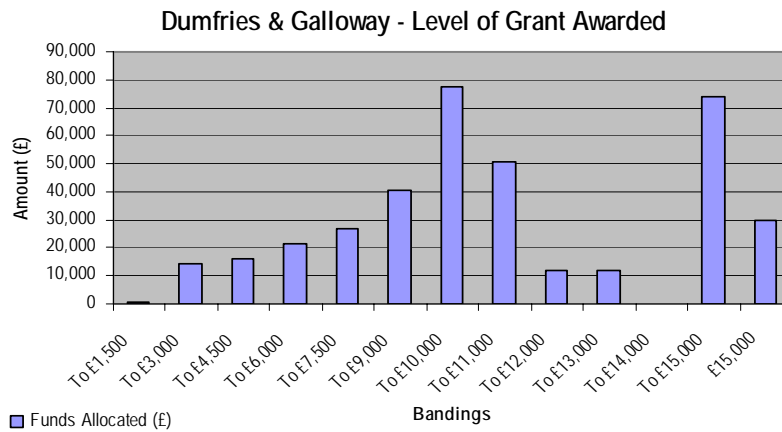


Sep02	Oct 02	Nov02	Dec02	Jan03	Feb03	Mar 03	Apr 03	May03	Jun 03	Jul 03	Aug 03	Sep 03	Oct 03
£31,662	0	0	£14,050	£10,00	£55,138	0	0	0	£14,211	£33,451	£27,500	£22,924	£26,151
Nov 03	Dec03	Jan04	Feb04	Mar04	Apr04	May04	Jun 04	Jul 04	Aug 04	Sep 04	Oct 04	Nov 04	Dec 04
£51,500	£10,800	0	£146,828.80	£17,358	£23,180	£24,838	£11,500	£1,550	£139.66	£4,260	0	0	£1,580

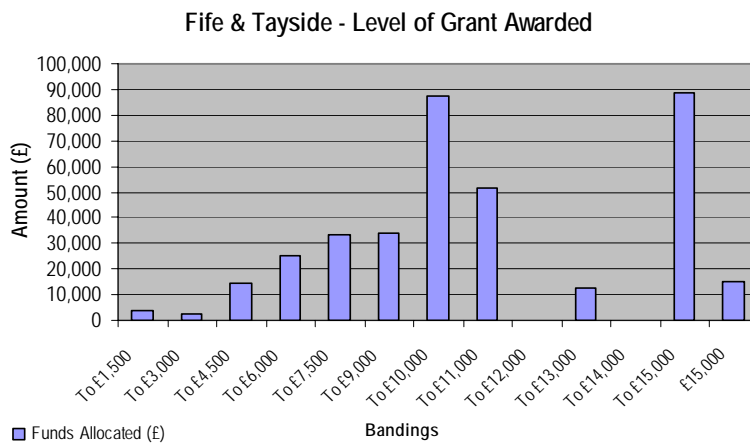


Oct 02	Nov 02	Dec 02	Jan 03	Feb 03	Mar 03	Apr 03	May03	Jun 03	Jul 03	Aug 03	Sep 03
£9,360	£10,000	£9,074	£9,332	£16,320	0	0	0	£25,363	0	0	£9,000
Oct 03	Nov 03	Dec 03	Jan 04	Feb 04	Mar 04	Apr 04	May04	Jun 04	Jul 04	Aug 04	Sep 04
0	£27,675	£25,201	£11,466	£26,360	£10,960	£16,044	0	£10,957	£1,760	0	£1,920

Details of Level of Grants Awarded by Region

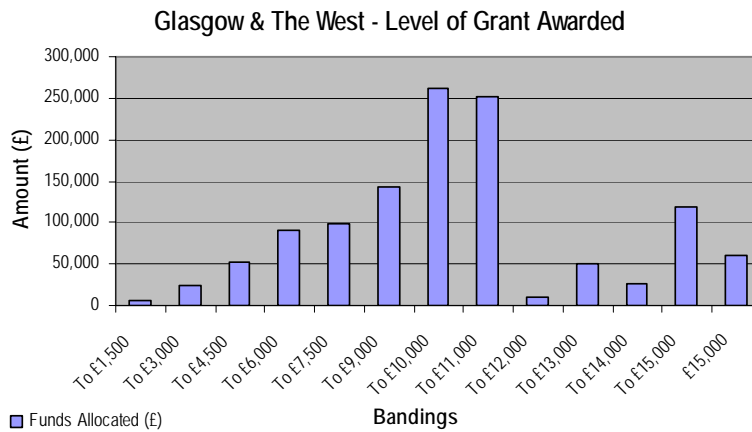


Band	Total Paid	No. Awarded
To £1,500	£870.00	1
To £3,000	£14,018.46	6
To £4,500	£16,289.00	5
To £6,000	£21,737.00	4
To £7,500	£26,838.00	4
To £9,000	£40,455.00	5
To £10,000	£77,676.50	8
To £11,000	£50,450.00	5
To £12,000	£11,832.00	1
To £13,000	£12,134.00	1
To £14,000	£ -	0
To £15,000	£73,972.00	5
£15,000	£30,000.00	2
TOTAL	£376,271.96	47

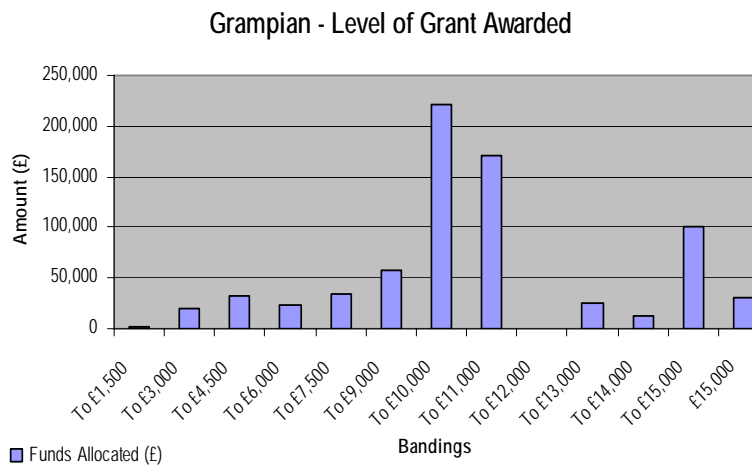


Band	Total Paid	No. Awarded
To £1,500	£3,593.76	4
To £3,000	£2,500.00	1
To £4,500	£14,695.00	4
To £6,000	£24,986.00	5
To £7,500	£33,302.00	5
To £9,000	£33,725.00	4
To £10,000	£87,354.00	9
To £11,000	£51,405.00	5
To £12,000	£0.00	0
To £13,000	£12,710.00	1
To £14,000	£ -	0
To £15,000	£88,670.00	6
£15,000	£15,000.00	1
TOTAL	£3,593.76	4

DIRECT GRANT PROGRAMME – FINAL EVALUATION
Appendix B

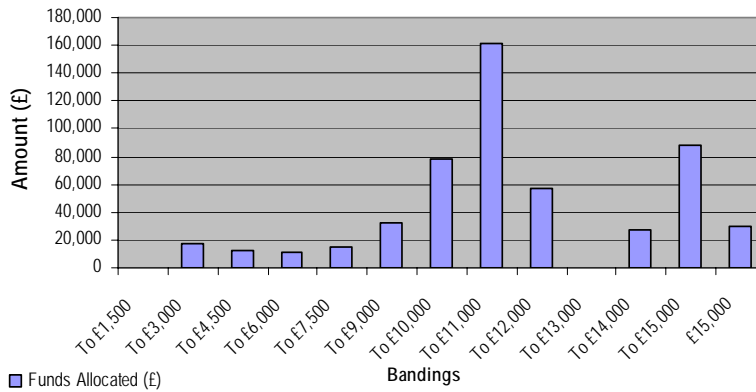


Band	Total Paid	No. Awarded
To £1,500	£6,133.00	7
To £3,000	£24,125.00	11
To £4,500	£52,198.00	14
To £6,000	£90,896.00	18
To £7,500	£98,382.00	15
To £9,000	£142,317.00	17
To £10,000	£261,066.50	27
To £11,000	£252,184.00	25
To £12,000	£11,028.00	1
To £13,000	£49,844.00	4
To £14,000	£26,765.00	2
To £15,000	£118,161.00	8
£15,000	£60,000.00	4
TOTAL	£1,193,099.50	153



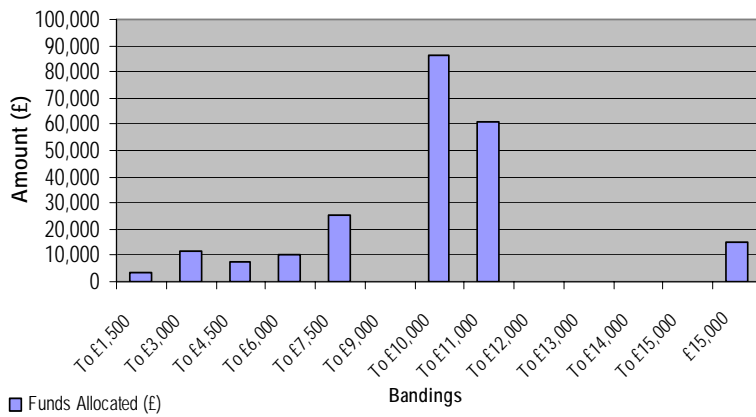
Band	Total Paid	No. Awarded
To £1,500	£1,000.00	1
To £3,000	£19,712.00	9
To £4,500	£32,352.00	8
To £6,000	£24,018.00	5
To £7,500	£33,609.00	5
To £9,000	£56,809.00	7
To £10,000	£222,050.00	23
To £11,000	£171,760.00	17
To £12,000	£0.00	0
To £13,000	£24,420.00	2
To £14,000	£13,150.00	1
To £15,000	£101,190.00	7
£15,000	£30,000.00	2
TOTAL	£730,070.00	87

Lothian & Forth Valley - Level of Grant Awarded



Band	Total Paid	No. Awarded
To £1,500	£439.66	2
To £3,000	£17,044.00	8
To £4,500	£12,070.00	3
To £6,000	£10,758.00	2
To £7,500	£14,660.80	2
To £9,000	£31,773.00	4
To £10,000	£78,351.00	8
To £11,000	£160,892.00	16
To £12,000	£56,515.00	5
To £13,000	£0.00	0
To £14,000	£27,164.00	2
To £15,000	£88,234.00	6
£15,000	£30,000.00	2
TOTAL	£527,901.46	60

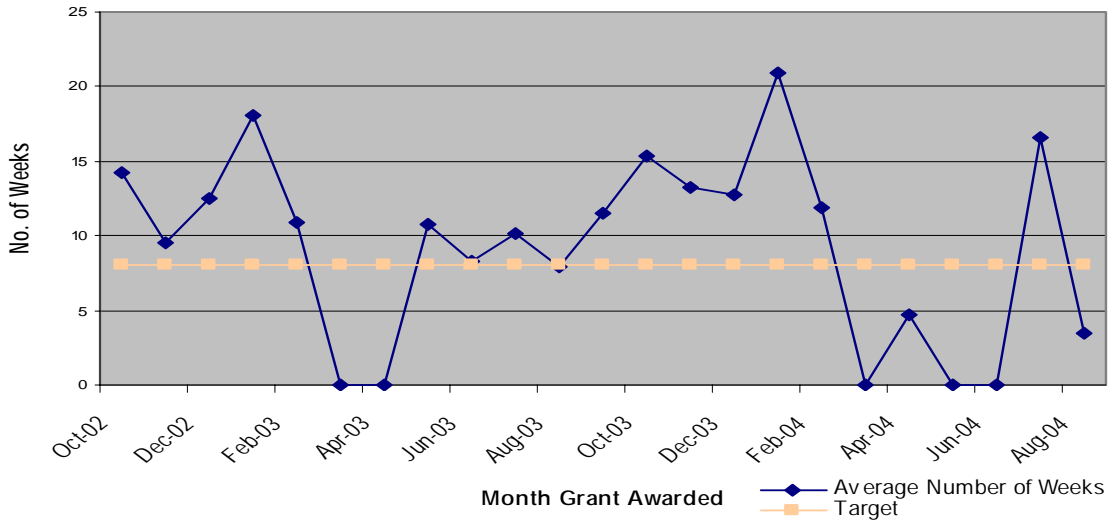
Scottish Borders - Level of Grant Awarded



Band	Total Paid	No. Awarded
To £1,500	£3,334.00	3
To £3,000	£11,308.00	5
To £4,500	£7,758.00	2
To £6,000	£10,380.00	2
To £7,500	£25,474.00	4
To £9,000	£0.00	0
To £10,000	£86,578.00	9
To £11,000	£60,960.00	6
To £12,000	£0.00	0
To £13,000	£0.00	0
To £14,000	£0.00	0
To £15,000	£0.00	0
£15,000	£15,000.00	1
TOTAL	£220,792.00	32

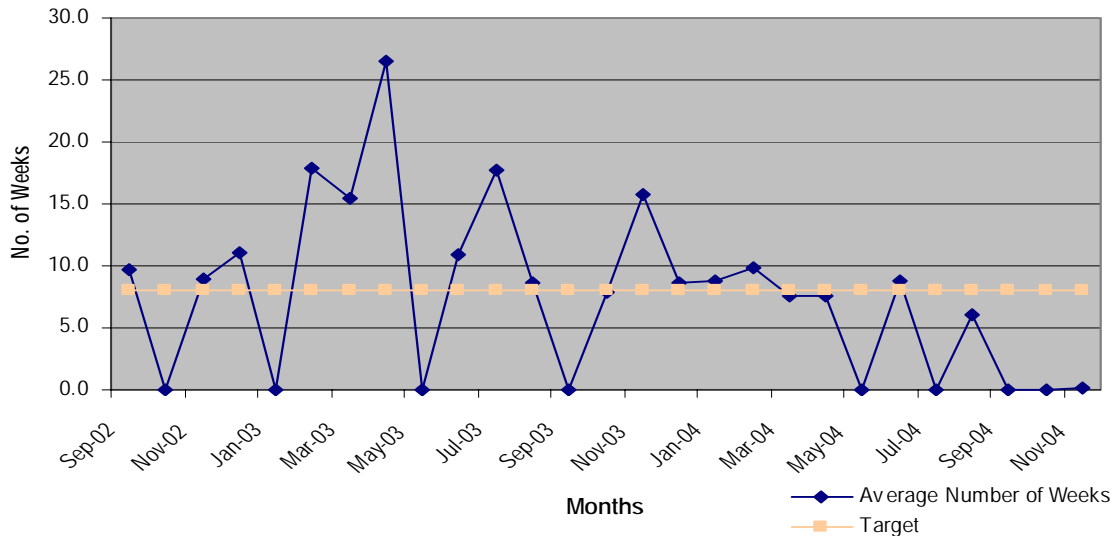
Details of Application Turnaround Times by Region

Dumfries & Galloway - Average Turnaround Times



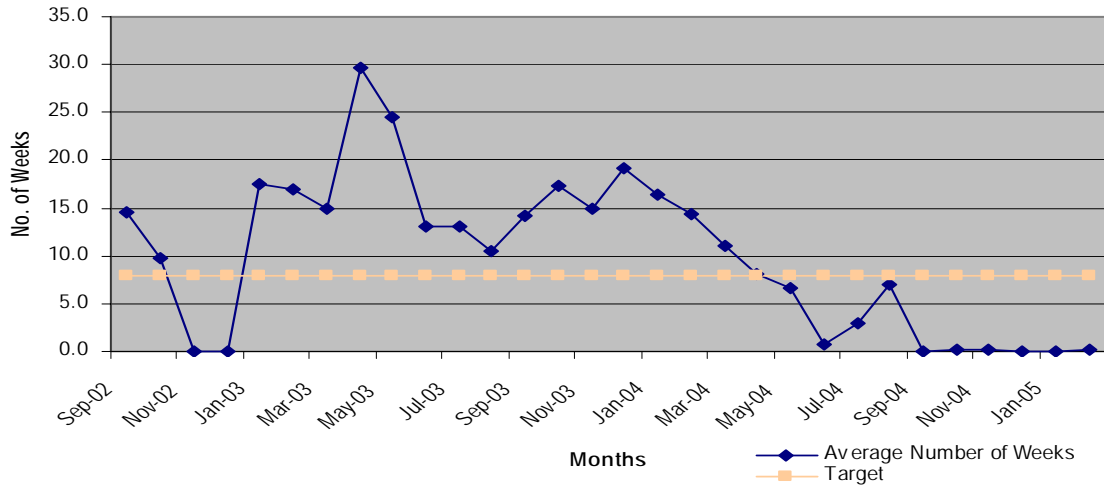
Sep 02	Oct 02	Nov 02	Dec 02	Jan 03	Feb 03	Mar 03	Apr 03	May 03	Jun 03	Jul 03	Aug 03
0	14.3	9.6	12.5	18.1	10.9	0	0	10.8	8.3	10.1	7.9
Sep 03	Oct 03	Nov 03	Dec 03	Jan 04	Feb 04	Mar 04	Apr 04	May 04	Jun 04	Jul 04	Aug 04
11.5	15.3	13.3	12.7	20.9	11.9	0	4.7	0	16.6	0	3.4

Fife & Tayside - Average Turnaround Times



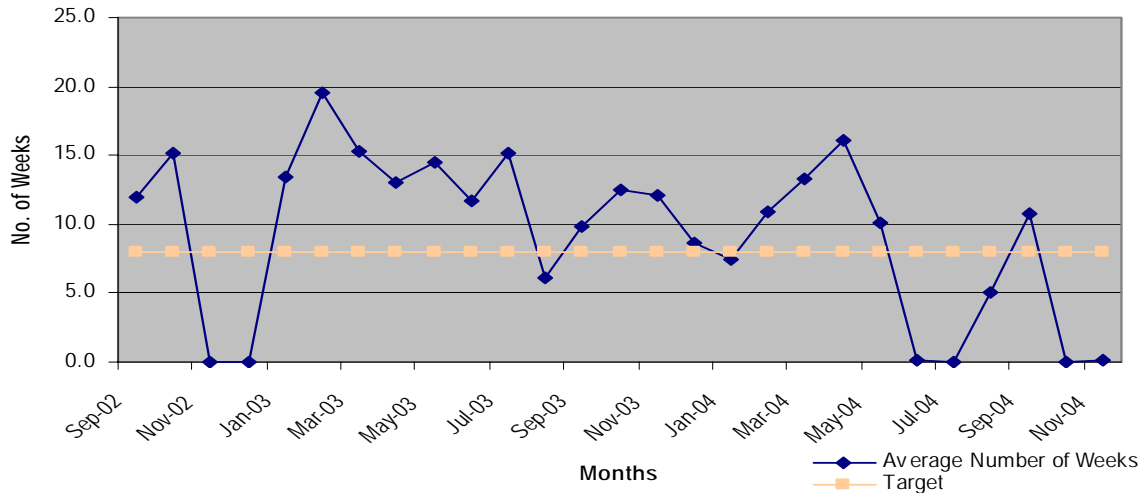
Sep 02	Oct 02	Nov 02	Dec 02	Jan 03	Feb 03	Mar 03	Apr 03	May 03	Jun 03	Jul 03	Aug 03	Sep 03	Oct 03
9.7	0	9	11.1	0	17.9	15.4	26.6	0	10.9	17.8	8.7	0	7.9
Nov 03	Dec 03	Jan 04	Feb 04	Mar 04	Apr 04	May 04	Jun 04	Jul 04	Aug 04	Sep 04	Oct 04	Nov 04	Dec 04
15.7	8.7	8.9	9.8	7.5	7.5	0	8.8	0	6	0	0	0.1	0

Glasgow & The West - Average Turnaround Times



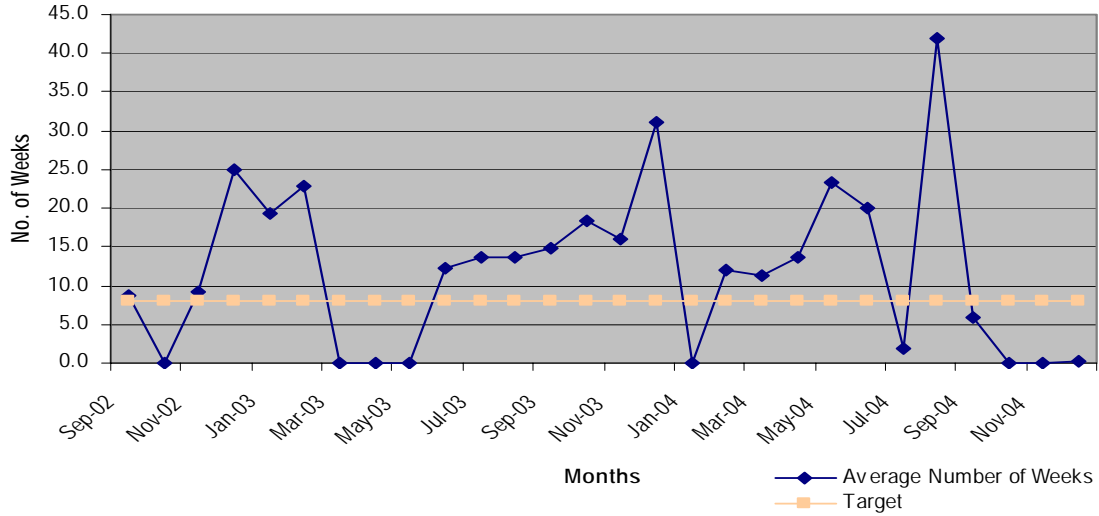
Sep02	Oct 02	Nov02	Dec02	Jan 03	Feb 03	Mar 03	Apr 03	May03	Jun 03	Jul 03	Aug03	Sep03	Oct 03	Nov 03
14.5	9.8	0	0	17.5	16.9	14.9	29.7	24.6	13.1	13.1	10.5	14.1	17.4	15
Dec03	Jan 04	Feb 04	Mar 04	Apr 04	May04	Jun 04	Jul 04	Aug04	Sep 04	Oct 04	Nov04	Dec04	Jan 05	Feb 05
19.1	16.4	14.5	11.1	8.1	6.7	0.7	3	7	0	0.1	0.1	0	0	0.1

Grampian - Average Turnaround Times



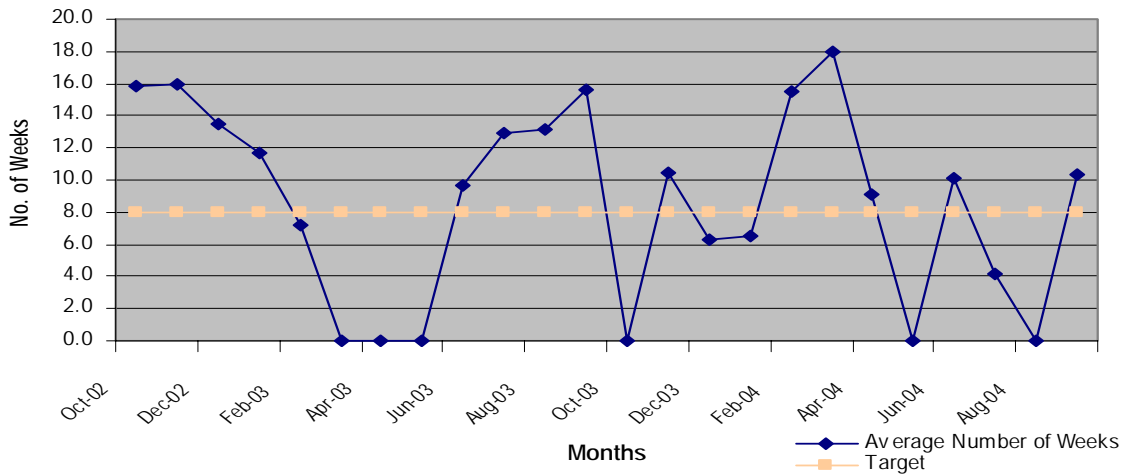
Sep 02	Oct 02	Nov 02	Dec 02	Jan 03	Feb 03	Mar 03	Apr 03	May03	Jun 03	Jul 03	Aug 03	Sep 03	Oct 03
11.9	15.1	0	0	13.4	19.6	15.3	13.1	14.5	11.7	15.2	6.1	9.8	12.5
Nov 03	Dec 03	Jan 04	Feb 04	Mar 04	Apr 04	May04	Jun 04	Jul 04	Aug 04	Sep 04	Oct 04	Nov 04	Dec 04
12.2	8.6	7.4	10.9	13.4	16.1	10.1	0.1	0	5	10.7	0	0.1	0

Lothian & Forth - Average Turnaround Times



Sep 02	Oct 02	Nov02	Dec02	Jan03	Feb03	Mar 03	Apr 03	May03	Jun 03	Jul 03	Aug 03	Sep 03	Oct 03
8.8	0	9.3	25.1	19.4	22.9	0	0	0	12.3	13.7	13.6	14.8	18.4
Nov 03	Dec03	Jan04	Feb04	Mar04	Apr04	May04	Jun 04	Jul 04	Aug 04	Sep 04	Oct 04	Nov 04	Dec 04
16	31	0	11.9	11.2	13.6	23.3	20	2	41.9	5.9	0	0	0.1

Scottish Borders - Average Turnaround Times



Oct 02	Nov 02	Dec 02	Jan 03	Feb 03	Mar 03	Apr 03	May03	Jun 03	Jul 03	Aug 03	Sep 03
15.9	16	13.4	11.7	7.2	0	0	0	9.7	12.9	13.1	15.6
Oct 03	Nov 03	Dec 03	Jan 04	Feb 04	Mar 04	Apr 04	May04	Jun 04	Jul 04	Aug 04	Sep 04
0	10.4	6.3	6.6	15.5	18	9.1	0	10.1	4.1	0	10.3