

Applications

Since the beginning of the programme to **31 December 2002** we received 239 applications. To date 40 have been approved for support totalling £320,668. The table shows the applications received and approved broken down by local authority.

	Applications received	Applications under appraisal	Approved Applications	Total Grants Approved
Grampian	34	7	6	£52,810.00
<i>Local Authority Breakdown:</i>				
Aberdeen	13	2	2	£10,780.00
Aberdeenshire	13	3	1	£9,429.00
Moray	8	2	3	£32,601.00
Fife and Tayside	24	4	7	£51,569.00
<i>Local Authority Breakdown:</i>				
Angus	3	0	2	£16,295.00
Dundee	3	0	1	£5,000.00
Fife	15	4	4	£30,274.00
Perth & Kinross	3	0	0	£0.00
Lothian and Forth Valley	40	8	6	£45,712.00
<i>Local Authority Breakdown:</i>				
Clackmannan	0	0	0	£0.00
East Lothian	7	1	2	£11,450.00
Edinburgh	14	2	2	£14,262.00
Falkirk	6	2	0	£0.00
Midlothian	3	0	0	£0.00
Stirling	3	0	1	£10,000.00
West Lothian	7	3	1	£10,000.00
Glasgow and the West	95	16	11	£94,126.00
<i>Local Authority Breakdown:</i>				
Argyll & Bute	2	0	0	£0.00
East Ayrshire	9	0	1	£2,614.00
East Dunbartonshire	4	0	0	£0.00
East Renfrewshire	4	0	0	£0.00
Glasgow	23	7	3	£32,265.00
Inverclyde	4	1	0	£0.00
North Ayrshire	12	3	3	£23,000.00
North Lanarkshire	14	2	0	£0.00
Renfrewshire	4	1	0	£0.00
South Ayrshire	2	0	0	£0.00
South Lanarkshire	13	2	3	£26,247.00
West Dunbartonshire	4	0	1	£10,000.00
Scottish Borders	19	1	3	£28,434.00
Dumfries and Galloway	27	2	7	£48,017.00
Total	239	38	40	£320,668.00

As you can see from the table Moray, Fife and Glasgow have been awarded the highest proportion of grant.

Enquiries

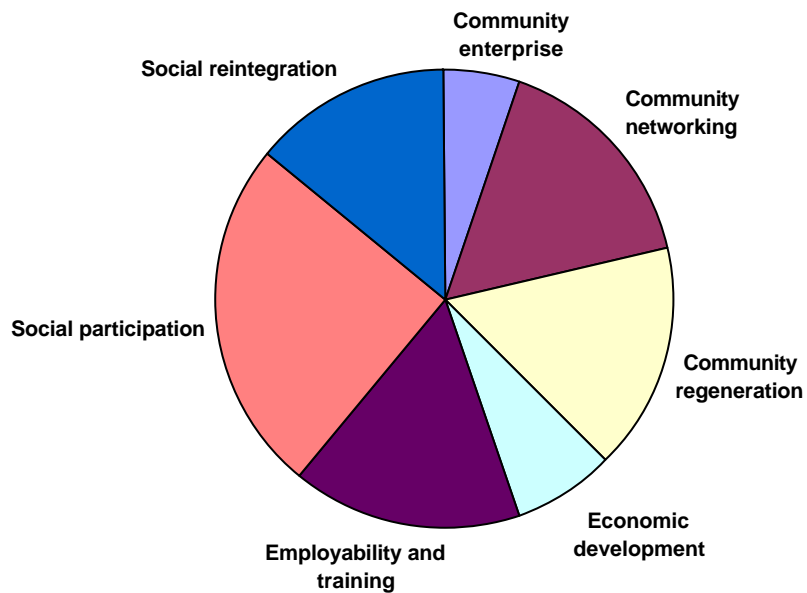
The figures in the table below show enquiries received since the beginning of the programme to **31 December 2002**. The majority of these enquiries have been for an application pack. Approximately 80% have been received by telephone with the remainder by email and via the Direct Grants website. Additional information from regional contactors will be included in future editions of the Bulletin.

	Enquiries	Packs sent
Grampian	114	104
<i>Local Authority Breakdown:</i>		
Aberdeen	54	50
Aberdeenshire	46	40
Moray	20	14
Fife and Tayside	159	147
<i>Local Authority Breakdown:</i>		
Angus	13	10
Fife	87	78
Dundee	46	45
Perth & Kinross	16	14
Lothian and Forth Valley	386	415
<i>Local Authority Breakdown:</i>		
Clackmannan	3	3
East Lothian	24	17
Edinburgh	143	133
Falkirk	105	110
Midlothian	27	31
Stirling	70	75
West Lothian	26	46
Glasgow and the West	541	632
<i>Local Authority Breakdown:</i>		
Argyll & Bute	12	9
East Ayrshire	33	36
East Dunbartonshire	20	60
East Renfrewshire	10	7
Glasgow	161	177
Inverclyde	27	36
North Ayrshire	36	33
North Lanarkshire	91	89
Renfrewshire	41	44
South Ayrshire	16	16
South Lanarkshire	93	101
West Dunbartonshire	26	24
Scottish Borders	37	73
Dumfries and Galloway	99	140
Total	1332	1511

Approvals: Project Types

Chart 1.1 below, shows approved applications broken down by project type. As can be seen social participation has been the largest category of project, however the balance of approvals between social integration, community regeneration and economic development is consistent with our expectations as set out in the Programme's Business Plan.

Approved Projects by Type



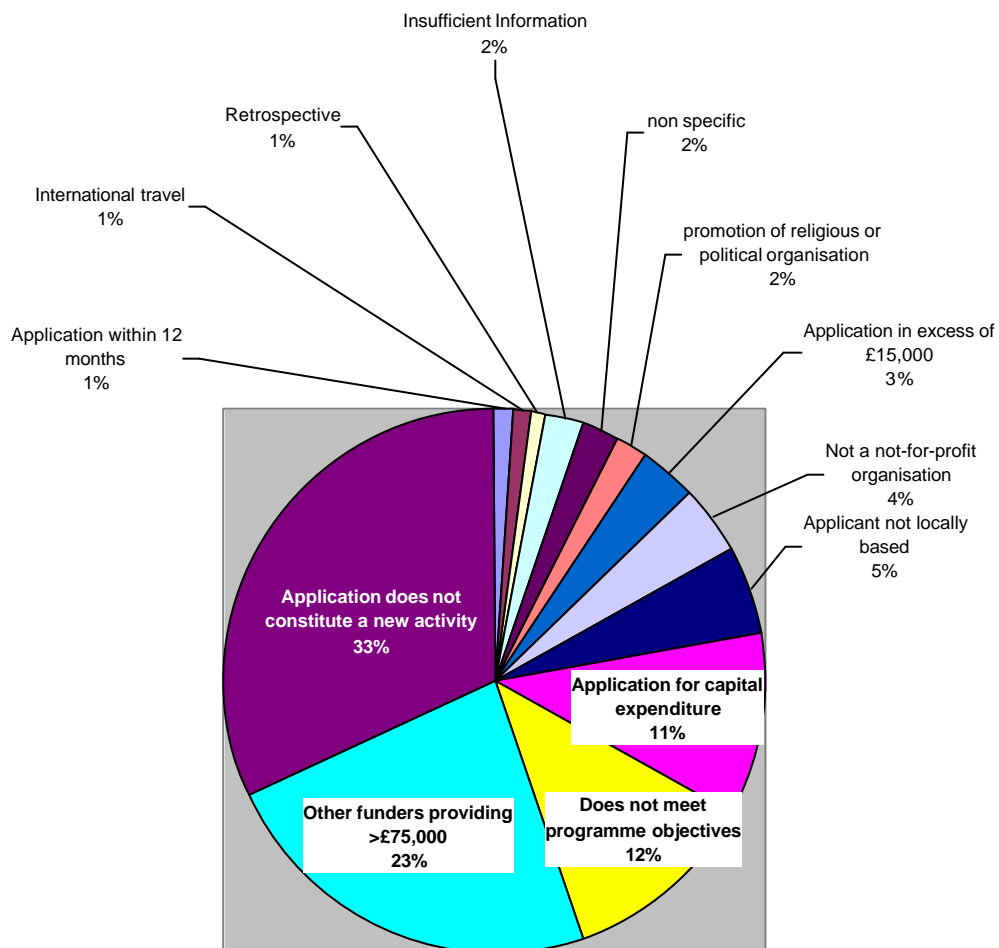
1.1

Ineligible Applications

Pie chart 1.2 below shows ineligible applications received broken down by type, and as you can see the largest majority did not constitute a new activity.

The number of ineligible applications will be kept under review. However, the percentage deemed ineligible does not appear to be out of proportion with other small grants programmes.

The Direct Grants development team, including regional contractors and partner CVS, endeavour to provide advice to potential applicants but many submissions are still made without taking up this service.



1.2

***Ineligible applications
by type***

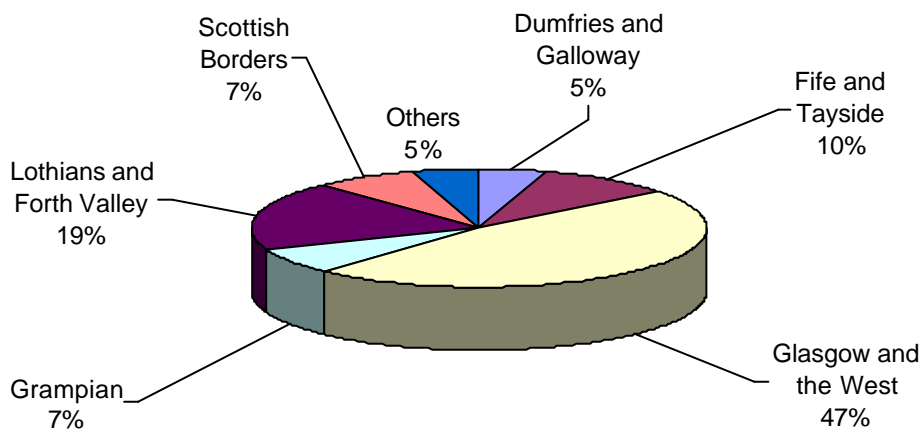
Post approval & monitoring activity

Managing your Grant sessions have been held across the country and 24 groups have attended. Of these, 23 groups have received their first payment instalment and their projects have started. One group has opted not to take up the offer of grant. The first batch of monitoring and activity reports have begun to arrive, with two projects already completed. There is no pattern emerging relating to the duration of projects, although a third of the projects will run for a full 9 months to a year.

Further information on projects including their location and any emerging trends will be reported in future bulletins.

Dissemination & promotion

SCVO Development Officers have attended 42 events since the beginning of the programme, which is broken down in the pie chart 1.3 below (this does not include events held and attended by the contractors).



1.3

Between June 2002 and December 2002, approximately 3000 application packs were distributed across the programme area. In addition to small publicity flyers, as details in issue 1 of the bulletin, a large poster has now been distributed to all CVS and partners. Copies of the flyers and the poster are available from SCVO on request

Please note that summaries of approval projects will shortly appear on the Direct Grants Website.

http://www.scvo.org.uk/direct_grants/results.index.html

Regional Contractors

GCVS, 11 Queens Crescent , Glasgow G4 9AS
Tel: 0141 332 2444

Anne Sobey, ACVO, 38 Castle Street, Aberdeen, AB11 5YU
Tel: 01224 212021
email: anne.sobey@btinternet.com

Heather Batsch, RAVS, 1 Veitch's Close, Castlegate, Jedburgh TD8 6AY
Tel: 01835 863554
email: ravs@scvo.org.uk

Contact us

0141 225 8008

(Nicola Wilson direct line)

0141 248 8066

(Fax)

directgrants@scvo.org.uk

(Enquiry email address)

www.scvo.org.uk/direct_grants

(Website address)



PROJECT PART-FINANCED
BY THE EUROPEAN UNION

Europe and Scotland
Making it **work together**

